

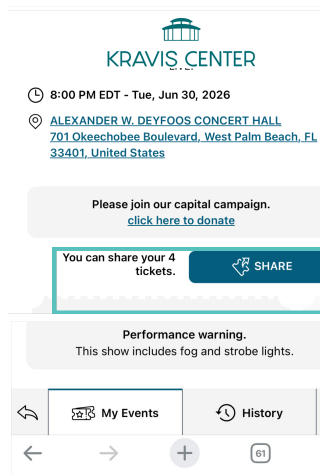
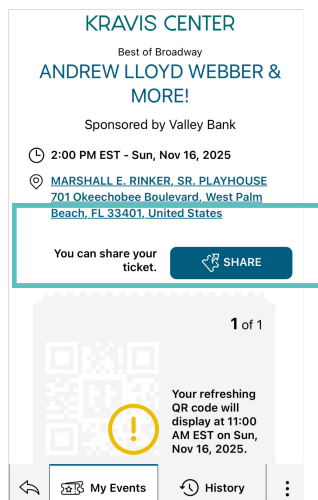
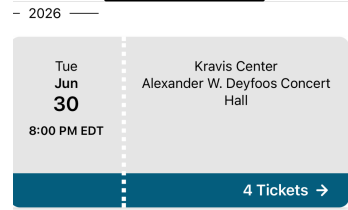
# SHARING & RECEIVING MOBILE TRUE TICKETS

## How to Share True Tickets

1. Log in to your True Tickets mobile wallet at [mytickets.kravis.org](https://mytickets.kravis.org) or scan the QR code.
2. Select the performance you would like to share.
3. Select "Share".
4. Follow the prompts to complete sharing True Tickets



SCAN ME



## How to Accept Shared True Tickets

1. Click the True Tickets link shared with you. You will be redirected to [mytickets.kravis.org](https://mytickets.kravis.org).
2. Log in using your [kravis.org](https://kravis.org) account credentials to claim shared tickets. You can "Register a New Account" if needed.
3. Accept the tickets!

You can easily share tickets with your guest(s) directly in the True Tickets mobile wallet. Please note:

- You do not need to share your tickets with yourself. Your tickets are accessible to you on any mobile device. You must be logged in on the mobile device to display your tickets at the venue.
- You are not required to share tickets with your guest(s). If you are entering the venue at the same time, your True Tickets can be scanned from your mobile device for each guest's ticket.